Potain MCT 178

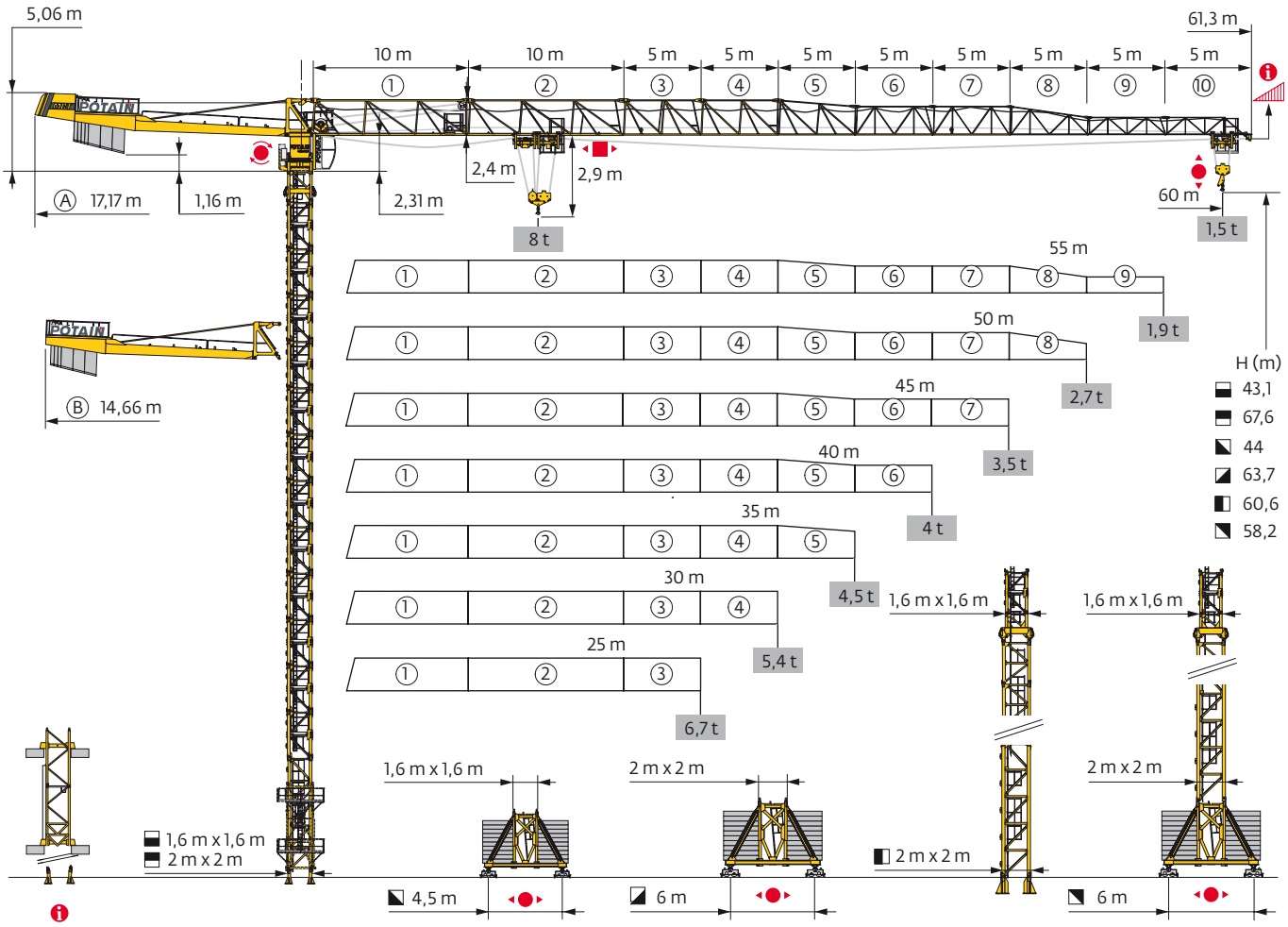

Top Tracing II



Mât - Réactions / Mast - Reaktionskräfte / Mast - Reactions / Mástil - Reacciones / Torre - Reazioni
Tramo - Reacções / Реакция опор мачты

1,6 m City

25 m → 60 m

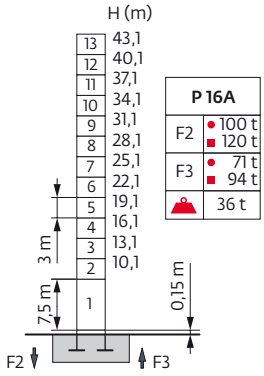

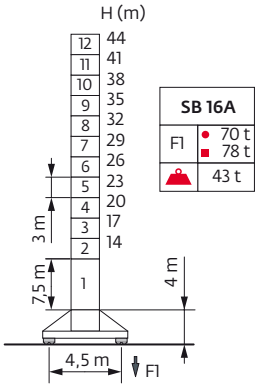

1,6 m

25 m → 60 m

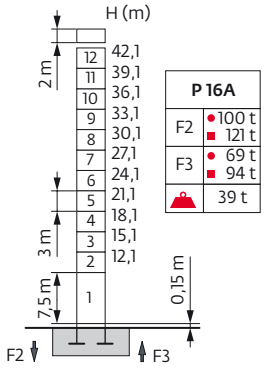

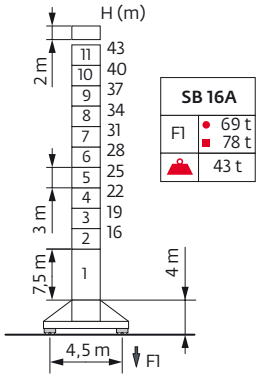

2 m

25 m → 60 m

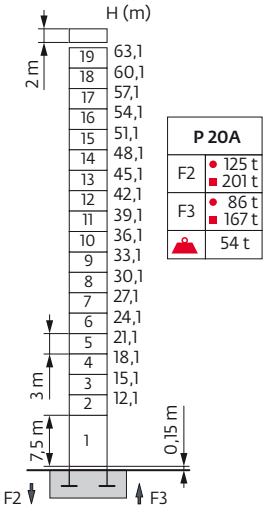

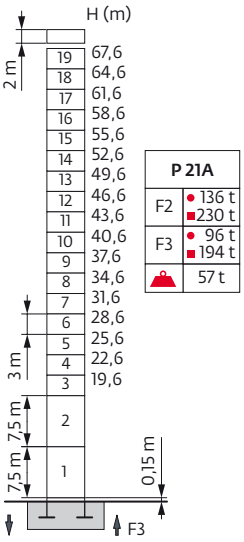

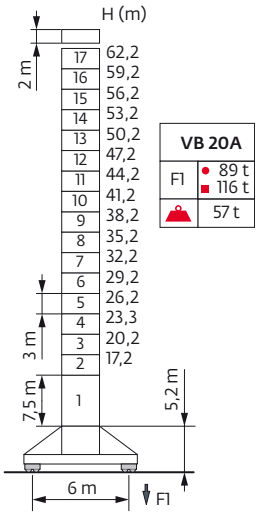

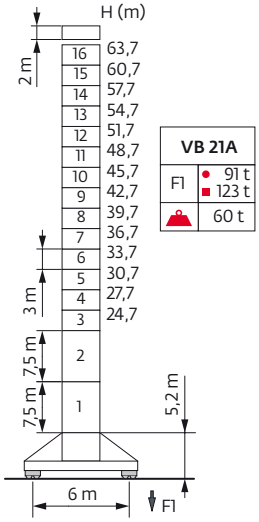

2 m/1,6 m

25 m → 60 m

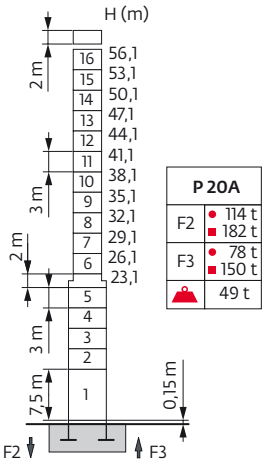

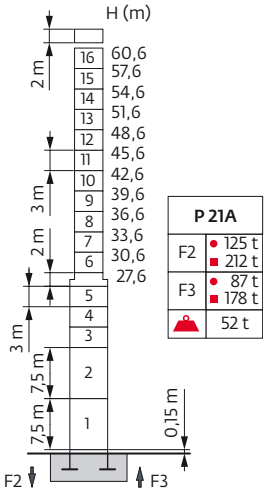

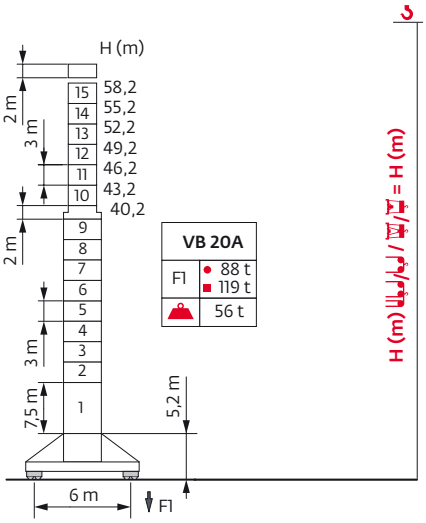

Ancrages / Verankerungen / Anchorages / Anclajes / Ancoraggi
Ancoragem / Анкера

P 16A

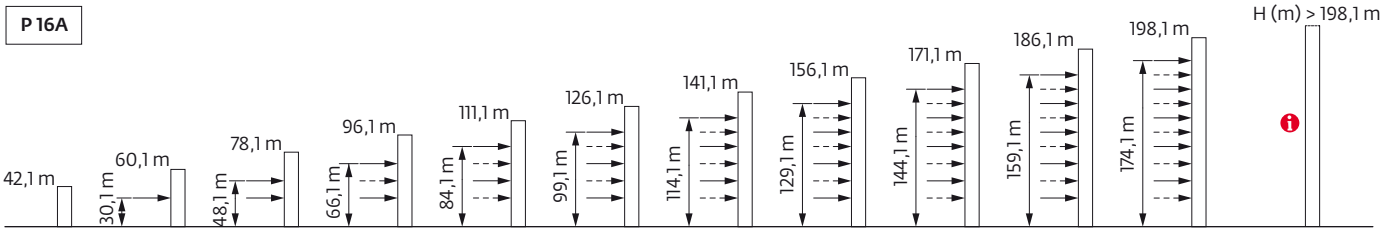

P 21A

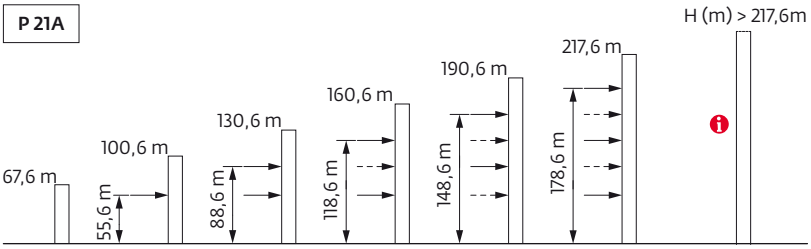

P 20A

Exemple de configuration spécifique avec mâts renforcés. Nous consulter. Beispiel einer spezifischen Konfiguration mit verstärkten Mastschüssen. Bitte bei uns nachfragen./ Example of specific configuration with reinforced mast sections. Please consult us./ Ejemplo de configuración especifica con mástil reforzado. Consultarnos. / Esempio di configurazione specifica con elementi di torre rinforzati. Prego contattarci./ Exemplo de configuração especifica com tramos reforçados. Consultar-nos. / Пример нестандартного состава башни с усиленными секциями. Пожалуйста, консультируйтесь с нами.

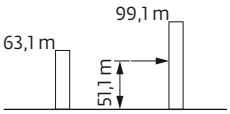

Courbes de charges / Lastkurven / Load curves / Curvas de cargas / Curve di carico
Curvas de carga / Кривые нагрузок

60 m	2,75	►	14,3	15	17	20	22	25,2	27,4	30	32	35	37	40	42	45	47	50	52	55	57	60	m
			8	7,5	6,5	5,3	4,7	4	4	3,6	3,3	3	2,8	2,55	2,4	2,2	2,05	1,9	1,8	1,7	1,6	1,5	t
55 m	2,75	►		15,6	17	20	22	25	27,5	29,9	32	35	37	40	42	45	47	50	52	55	m		
				8	7,2	5,9	5,3	4,5	4	4	3,7	3,3	3,1	2,85	2,65	2,45	2,3	2,15	2,05	1,9	t		
50 m	2,75	►			18,6	20	22	25	27	30	33,1	35,9	37	40	42	45	47	50	m				
					8	7,4	6,6	5,6	5,1	4,5	4	4	3,9	3,5	3,3	3,1	2,9	2,7	t				
45 m	2,75	►			20,7	22	25	27	30	32	35	36,9	40,1	42	45	m							
					8	7,5	6,4	5,9	5,2	4,8	4,3	4	4	3,8	3,5	t							
40 m	2,75	►			20,7	22	25	27	30	32	35	36,8	40	m									
					8	7,4	6,4	5,8	5,2	4,8	4,3	4	4	t									
35 m	2,75	►			20,8	22	25	27	30	32	35	m											
					8	7,5	6,5	5,9	5,2	4,8	4,3	t											
30 m	2,75	►			20,8	22	25	27	30	m													
					8	7,5	6,5	5,9	5,2	t													
25 m	2,75	►			20,9	22	25	m															
					8	7,6	6,5	t															

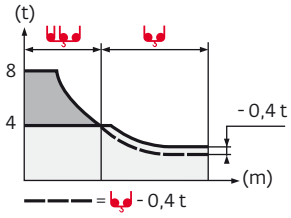

60 m	2,1	►	14,5	15	17	20	22	26	26,5	30	32	35	37	40	42	45	47	50	52	55	57	60	m
			8	7,7	6,7	5,5	4,9	4	4	3,4	3,2	2,85	2,65	2,4	2,25	2,05	1,9	1,75	1,65	1,55	1,45	1,35	t
55 m	2,1	►		15,8	17	20	22	25	28,4	29	32	35	37	40	42	45	47	50	52	55	m		
				8	7,4	6,1	5,5	4,7	4	4	3,5	3,2	2,95	2,7	2,5	2,3	2,15	2	1,9	1,75	t		
50 m	2,1	►			18,9	20	22	25	27	30	32	34,1	34,8	37	40	42	45	47	50	m			
					8	7,5	6,7	5,8	5,3	4,7	4,3	4	4	3,7	3,4	3,2	2,9	2,75	2,55	t			
45 m	2,1	►				21,1	22	25	27	30	32	35	38,2	38,9	40	42	45	m					
						8	7,6	6,6	6	5,3	4,9	4,4	4	4	3,9	3,6	3,35	t					
40 m	2,1	►				21,3	22	25	27	30	32	35	38,4	39,2	40	m							
						8	7,7	6,6	6,1	5,4	5	4,5	4	4	3,9	t							
35 m	2,1	►				21,3	22	25	27	30	32	35	m										
						8	7,7	6,7	6,1	5,4	5	4,5	t										
30 m	2,1	►				21,3	22	25	27	30	m												
						8	7,7	6,7	6,1	5,4	t												
25 m	2,1	►				21,4	22	25	m														
						8	7,8	6,7	t														

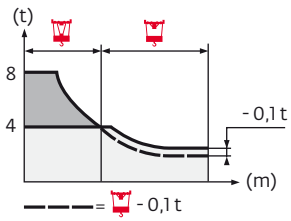

Lest de base / Grundballast / Base ballast / Lastre de base / Zavorra di base
Lastro da base / Базовый Балласт

1,6 m City	SB 16A	H (m)	44	41	38	35	32	29	26	23	20	17	14						
		(t)	84	78	72	66	66	66	66	66	66	66	66						
1,6 m	SB 16A	H (m)	43	40	37	34	31	28	25	22	19	16							
		(t)	84	72	66	66	66	66	66	66	66	66							
2 m	VB 20A	H (m)	62,2	59,2	56,2	53,2	50,2	47,2	44,2	41,2	38,2	35,2	32,2	29,2	26,2	23,2	20,2	17,2	
		(t)	132	108	96	84	72	60	48	36	36	36	36	36	36	36	36	36	
	VB 21A	H (m)	63,7	60,7	57,7	54,7	51,7	48,7	45,7	42,7	39,7	36,7	33,7	30,7	27,7	24,7			
		(t)	132	108	96	84	72	60	48	36	36	36	36	36	36	36			
2 m/1,6 m	VB 20A	H (m)	58,2	55,2	52,2	49,2	46,2	43,2	40,2										
		(t)	132	120	96	84	72	60	48										

Lest de contre-flèche / Gegenauslegerballast / Counter-jib ballast / Lastre de contra-flecha / Zavorra di controbraccio
Lastro da contra lança / Противовес стрелы

	3600 kg	1100 kg	(kg)
60 m	3	4	15200
55 m	3	4	15200
50 m	3	3	14100
45 m	3	3	14100
40 m	3	2	13000
35 m	3	1	11900
30 m	3	0	10800
25 m	2	3	10500

CAU - 3600 kg

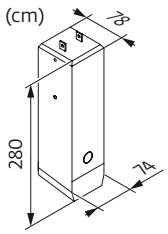

CAV - 1100 kg

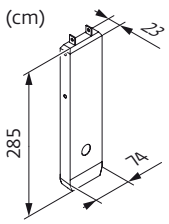

Encombrement et poids / Abmessungen und Gewicht / Dimensions and weight / Dimensiones y peso / Ingombro e peso
dimensões e pesos / габаритные размеры и вес

Partie tournante / Drehender Kranteil / Slewing crane part / Parte giratoria
Parte rotante / Parte rotativa / Поворотная часть : 60 m - - 50 LVF

x 3
x 3

Partie tournante / Drehender Kranteil / Slewing crane part **Parte giratoria / Parte rotante / Parte rotativa** **Поворотная часть**			**L (m)**	**l (m)**	**h (m)**	**kg** (+/- 5%)
Contre-flèche / Gegenausleger Counter-jib / Contra-flecha Controbraccio / Contra-lança Контр-стрела	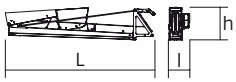	Ⓐ Ⓑ	11,86 11,86	1,62 1,62	2,49 2,49	5145 4960
Pivot + cabine / Krankopf + Kabine Towerhead + cab / Pivote + cabina Portaralla + cabina / Pivot + cabina Секция поворотной части + кабина	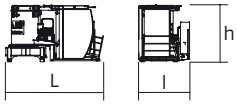	Smart-View	4,32	2,25	2,48	5825
Elément de flèche / Auslegerelement Jib section / Elemento de flecha Elemento di braccio / Elemento de lança Секция стрелы		① 50 LVF 7 DVF	11,04	2,93	2,61	4095
Elément de flèche / Auslegerelement Jib section / Elemento de flecha Elemento di braccio / Elemento de lança Секция стрелы	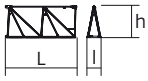	③ ④ ⑥ ⑦ ⑨	5,2 5,19 5,18 5,16 5,17	1,05 1,05 1,05 1,05 1,05	2,33 2,33 1,9 1,89 1,17	600 605 390 355 240
Elément de flèche / Auslegerelement Jib section / Elemento de flecha Elemento di braccio / Elemento de lança Секция стрелы	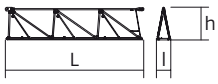	②	10,23	1,05	2,36	1455
Elément de flèche / Auslegerelement Jib section / Elemento de flecha Elemento di braccio / Elemento de lança Секция стрелы	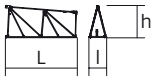	⑤ ⑧	5,18 5,17	1,05 1,05	2,32 1,88	480 300
Elément de flèche / Auslegerelement Jib section / Elemento de flecha Elemento di braccio / Elemento de lança Секция стрелы		⑩	5,1	1,05	1,17	200
Treuil de levage (+ câble) / Hubwerk (+ Seil) Hoisting winch (+ rope) / Mecanismo de elevación (+ cabo) Argano di sollevamento (+ fune) Guincho de elevação (+ cabo) Подъемная лебёдка (+ канатом)	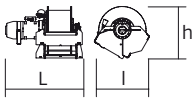	50 LVF 50 LVF GH	1,5 1,59	0,96 1,35	0,92 1,26	1200 2020
Chariot / Laufkatze Trolley / Carrello Carro / Carro-distribuidor Тележка	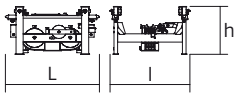	8 t	1,58	1,33	0,87	280
Moufle / Hubflasche Pulley block / Aparejo Bozzello / Cadernal Полиспаст	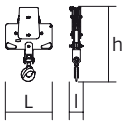	8 t	0,9	0,23	1,41	280
Chariot / Laufkatze Trolley / Carrello Carro / Carro-distribuidor Тележка	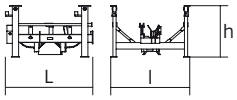	8 t	1,39	1,26	0,95	280
Chariot / Laufkatze Trolley / Carrello Carro / Carro-distribuidor Тележка	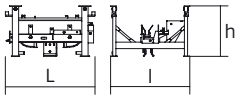	8 t 4 t	1,42 1,51	1,26 1,3	0,95 0,95	280 235
Moufle / Hubflasche Pulley block / Aparejo Bozzello / Cadernal Полиспаст	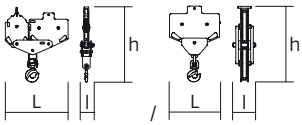	8 t 4 t	1,26 0,79	0,27 0,17	1,53 1,36	250 130

Equipement de télescopage / Teleskopierausrüstung / Telescoping equipment Equipo de telescopaje / Equipaggiamento di telescopaggio / Equipamento de telescopagem Оборудование для телескопирования		**L (m)**	**l (m)**	**h (m)**	**kg** (+/- 5%)
Cage de télescopage / Teleskopwagen Telescopic cage / Jaula de telescopaje Gabbia di telescopaggio / Gaiola de telescopagem для телескопирования крана	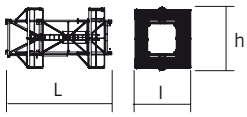	⊠1,6 m ⊠2 m	6,8 7,3	3,65 3,78	3,9 3,98	3430 4605
L 41/L 41 Mât de télescopage / Teleskopiermast Telescoping mast / Tramo de telescopaje Elemento di telescopaggio / Tramo de Telescopagem Мачта для телескопирования	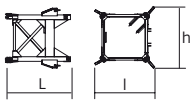	⊠1,6 m	2,06	2,12	2,24	1135
L 46A3 L 66A2 L 68B2	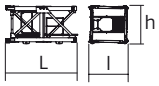	⊠1,6 m ⊠2 m ⊠2 m	3,24 3,26 3,26	1,67 2,12 2,12	1,73 2,12 2,12	1180 1410 1528
S 46J S 68J SR 68J	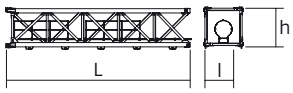	⊠1,6 m ⊠2 m ⊠2 m	7,8 7,74 7,74	1,8 2,1 2,1	1,7 2,1 2,1	2630 4170 5175
L 60/L 40 Mât raccord / Verbindungsmast Connecting mast / Tramo unión Elemento raccordo / Tramo raccord Переходная мачта	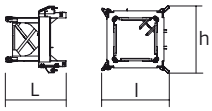	⊠ 2 m /1,6 m	2,25	2,45	2,24	2190
Pieds de scellement / Verankerungsfüße Fixing angles / Pie de empotramiento Montante da annegare / Angulos fixadores анкера	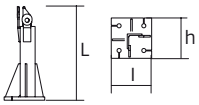	P 16A P 20A P 21A	1,14 1,4 1,31	0,49 0,6 0,8	0,49 0,6 0,8	185 300 500
Mât-châssis / Grundmasteinheit Basic mast unit / Tramo-chasis Elemento base / Tramo-chassis Мачта для крепления к шасси	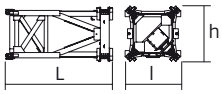	SB 16A VB 20A VB 21A	3,61 5,07 5,01	1,96 2,39 2,41	1,96 2,39 2,41	2645 4360 4390
Haubans / Mastabstützungen Struts / Tornapuntas Puntoni / Escoras Растяжка	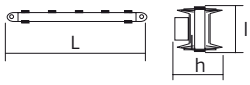	SB 16A VB 20A VB 21A	3,18 4,51 4,51	0,25 0,27 0,29	0,24 0,26 0,29	230 390 420
Sommier / Unterwagenhälfte Half-bearer / Testero Testata / Estrutura base Траверса	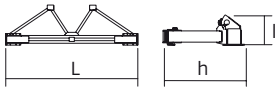	SB 16A VB 20A VB 21A	5,08 6,7 6,7	0,61 0,7 0,7	1,79 2,31 2,31	1115 1600 1600

Mécanismes / Triebwerke / Mechanisms / Mecanismos / Meccanismi
Mecanismos / Механизмы

400 V - 50 Hz											ch - PS hp	kW	
	50 LVF 20 Optima	m/min	46	59	84	121	23	29,5	42	60,5	50	37	363 m
		t	4	3	2	1	8	6	4	2			
	50 LVF 20 GH Optima	m/min	43	55	79	113	21,5	27,5	39,5	56,5	50	37	634 m
		t	4	3	2	1	8	6	4	2			
	7 DVF 4	m/min	0 → 79								6,5	4,8	
	RVF 152 Optima+	tr/min U/min rpm	0 → 0,8								2 x 5,5	2 x 4	
SB 16A	RT 324 R ≥ 10 m	m/min	12,5 - 25								2 x 7	2 x 5,2	
VB 20A VB 21A	RT 544 A1 - 2V R ≥ 13 m	m/min	13,5 - 27								4 x 7	4 x 5,2	

IEC 60204-32	kVA
400 V (+10% -10%) 50 Hz	50 LVF / 50 LVF GH : 54 kVA

480 V - 60 Hz											ch - PS hp	kW	
	50 LVF 20 Optima	m/min	46	59	84	121	23	29,5	42	60,5	50	37	363 m
		t	4	3	2	1	8	6	4	2			
	50 LVF 20 GH Optima	m/min	43	55	79	113	21,5	27,5	39,5	56,5	50	37	634 m
		t	4	3	2	1	8	6	4	2			
	7 DVF 4	m/min	0 → 79								6,5	4,8	
	RVF 152 Optima+	tr/min U/min rpm	0 → 0,8								2 x 5,5	2 x 4	
SB 16A	RT 324 R ≥ 10 m	m/min	15 - 30								2 x 8,4	2 x 6,2	
VB 20A VB 21A	RT 544 A1 - 2V R ≥ 13 m	m/min	16 - 32								4 x 8,4	4 x 6,2	

IEC 60204-32	kVA
480 V (+6% -10%) 60 Hz	50 LVF / 50 LVF GH: 54 kVA

50 LVF 20 Optima

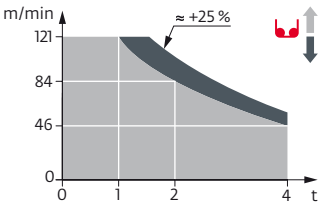

50 LVF 20 GH Optima

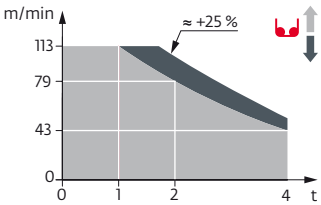

FR	DE	EN	ES	IT	PT	RU
Appel de flèche	Auslegerüberhöhung	Jib elevation	Elevación de la flecha	Inclinazione braccio	Desvio da lança	подъем стрелы
Équipements optionnels	Sonderausrüstungen	Options	Equipamiento opcional	Equipaggiamento in opzione	Equipamento opcional	Дополнительное оборудование (опция)
Réactions en service	Reaktionskräfte in Betrieb	Reactions in service	Reacciones en servicio	Reazioni in servizio	Reacções em serviço	Реакция при работе
Réactions hors service	Reaktionskräfte außer Betrieb	Reactions out of service	Reacciones fuera de servicio	Reazioni fuori servizio	Reacções fora de serviço	Реакция в покое
Poids à vide sans lest avec flèche et hauteur maximum	Gewicht ohne Last, ohne Ballast, mit Ausleger und max. Höhe	Weight without load, without ballast, with jib and max. height	Peso en vacío sin lastre, con flecha y altura máxima	Peso a vuoto, senza zavorra, con braccio e altezza massimi.	Peso em vazio sem lastro com lança e altura máxima.	Вес пустого, без балласта, со стрелой, максимальной высоты.
Poids total du lest	Ballast-Gesamtgewicht	Total ballast weight	Peso total del lastre	Peso totale della zavorra	Peso total do lastro	Общий вес балласта
Camion 13,4 m	Lkw 13,4 m	Lorry 13,4 m	Camión 13,4 m	Camion 13,4 m	Camião 13,4 m	Грузовой автомобиль 13,4 м
Conteneur High Cube 40', et/ou Flat Rack 20'	Container High Cube 40', und/oder Flat Rack 20'	Container High Cube 40', and/or Flat Rack 20'	Contenedor High Cube 40', y/o Flat Rack 20'	Container High Cube 40', e/o Flat Rack 20'	Contentor High Cube 40', e/ou Flat Rack 20'	40-футовый контейнер повышенной вместимости High Cube, и/или 20-футовая открытая платформа Flat Rack
Cadre d'ancrage serré	Fester Verankerungs-rahmen	Tightened anchorage frame	Marco de anclaje de apriete	Quadro di ancoraggio stretto	Quadro de amarração apertado	Прикрепленная анкерная рама
Cadre d'ancrage desserré	Loser Verankerungs-rahmen	Loosened anchorage frame	Marco de anclaje de desapriete	Quadro di ancoraggio allentato	Quadro de amarração solto	Отсоединенная анкерная рама
Levage	Heben	Hoisting	Elevación	Sollevamento	Elevação	Подъем
Distribution	Katzfahren	Trolleying	Distribución	Ditribuzione	Distribuição	Перемещение по стреле
Orientation	Schwenken	Slewing	Orientación	Rotazione	Rotação	Поворот
Translation	Kranfahren	Travelling	Traslación	Traslazione	Translação	Перемещение крана
Puissance requise	Erforderliche Leistung	Required power	Potencia Necesaria	Potenza richiesta	Potência Necessária	Потребляемая мощность
Nous consulter	Auf Anfrage	Consult us	Consultarnos	Consultateci	Consultar-nos	Проконсультируйтесь у нас
Document commercial non contractuel. Pour toute information technique se référer à la notice correspondante.	Unverbindliches Vertriebsdokument. Für technische Informationen, siehe die entsprechenden Anweisungen.	This commercial document is not legally binding. For any technical information, please refer to the corresponding instructions.	Documento commercial no contractual. Para cualquier información tecnica, ver la noticia correspondiente.	Documento commerciale non vincolante, per tutte le informazioni tecniche fare rifferimento al catalogo istrusioni.	Documento comercial não contratual. Para qualquer informação técnica complementar consultar as respectivas instruções.	Этот коммерческий документ не является юридически обязательным. Для получения технической информации, см. соответствующие инструкции.

Manitowoc

www.manitowoc.com

Americas
Manitowoc, Wisconsin, USA
Tel: +1 920 684 6621
Fax: +1 920 683 6277

Shady Grove, Pennsylvania, USA
Tel: +1 717 597 8121
Fax: +1 717 597 4062

Europe, Middle East, Africa
Ecully, France
Tel: +33 (0)4 72 18 20 20
Fax: +33 (0)4 72 18 20 00

China
Shanghai, China
Tel: +86 21 6457 0066
Fax: +86 21 6457 4955

Greater Asia-Pacific
Singapore
Tel: +65 6264 1188
Fax: +65 6862 4040

Réf. MCT 178 2012.24 - 2